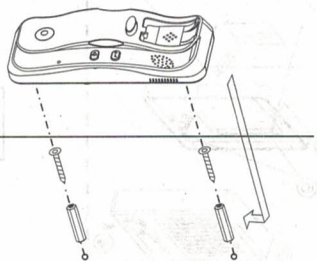
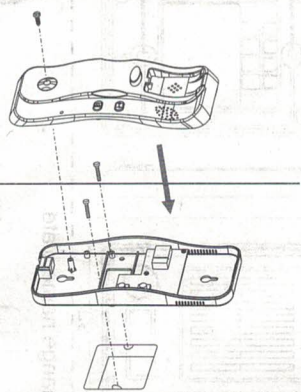


Installation

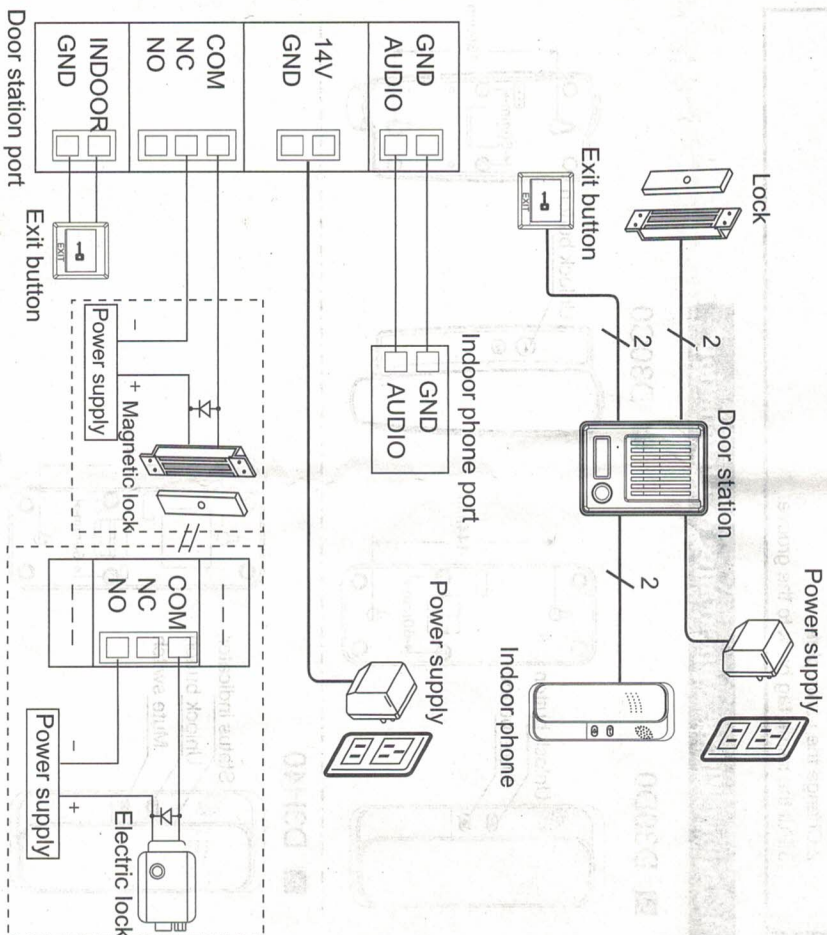
Method 1



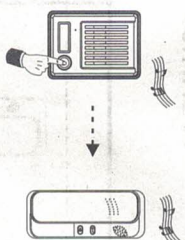
Method 2



5. Diagrams



6. Operation



Call

When a visitor presses the call button of the door station, the indoor phone will ring, and the visitor will hear the door station's ring echo.

Talk

1. Pick up the handset of indoor phone to talk with the visitor.
2. Hang up the handset to end the talk.

Un lock

You can open the door by pressing the button of indoor phone after pick up its handset.

Ring ON/OFF

D30D0: Press the button to turn off or turn on the ring.

D3H40: Set the mute switch to [OFF]/[ON] as follows to turn off or turn on the ring.

[Note] In the mute state, if the visitor call the indoor phone, it will not ring, but you can still talk with the visitor or open the door for the visitor.



7. Specifications

Operating voltage: DC 14V~18V

Operating current: ≤ 200mA

Quiescent current: ≤ 100mA

Temperature: -40℃~+70℃

Wiring: Connect the 2-core wire with indoor phone

Distance: ≤ 100m

Resistance: ≤ 20 Ω

※ Unlock time adjustment

Adjust the screw of door station by screwdriver as the illustration shows:



Adjustable time: 1 sec. to 12 sec.